

# Parent Portal - Your Customers' First Log In

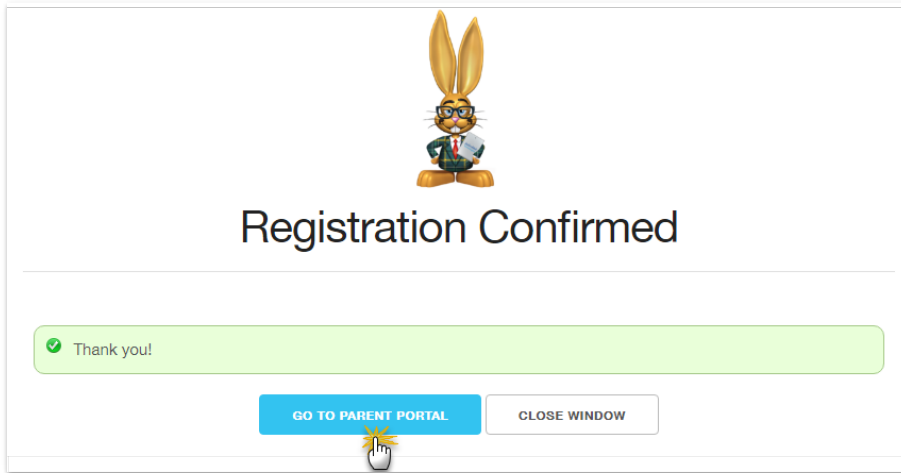
Last Modified on 07/16/2020 4:29 pm EDT

Your families log into their Portals using their email address as their Login ID. They must select a password for their Login ID. There are a few ways a parent can get a Portal password:

- [During Online Registration](#)
- [Reset Password Link on Login Page](#)
- [Reset Portal Password Button on the Contact Record](#)

## During Online Registration

When a parent sets up their Portal account information during their initial online registration, they will be able to go directly to the Portal by clicking the **Go To Parent Portal** button and can log in immediately using those credentials.



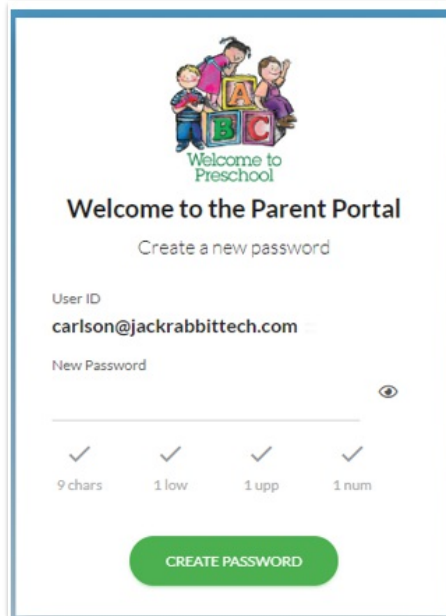
## Reset Password Link on Login Page

If they did not set this up during registration, the parent can navigate to your Parent Portal login page and click the *Reset Password* link.

<p>They will receive an email with a link to <i>Click Here to Reset Your Password</i> The link is valid for 24 hours.</p>	<p>Cay's Care Test &lt;noreply@jackrabbittech.com&gt;   ccarlson@jackrabbittech.com</p> <p><b>Forgot Your Password?</b></p> <p><small>ⓘ If there are problems with how this message is displayed, click here to view it in a web browser. Click here to download pictures. To help protect your privacy, Outlook prevented automatic download of so</small></p> <p>Forgot your password for the Cay Test Care Database Parent Portal?</p> <p>Your User ID is: <a href="mailto:carlson@jackrabbittech.com">carlson@jackrabbittech.com</a></p> <p><a href="#">Click Here to Reset Your Password</a></p> <p>This link will be valid for 24 hours.</p> <p>Thanks, ~ Cay Test Care Database</p>
---	--

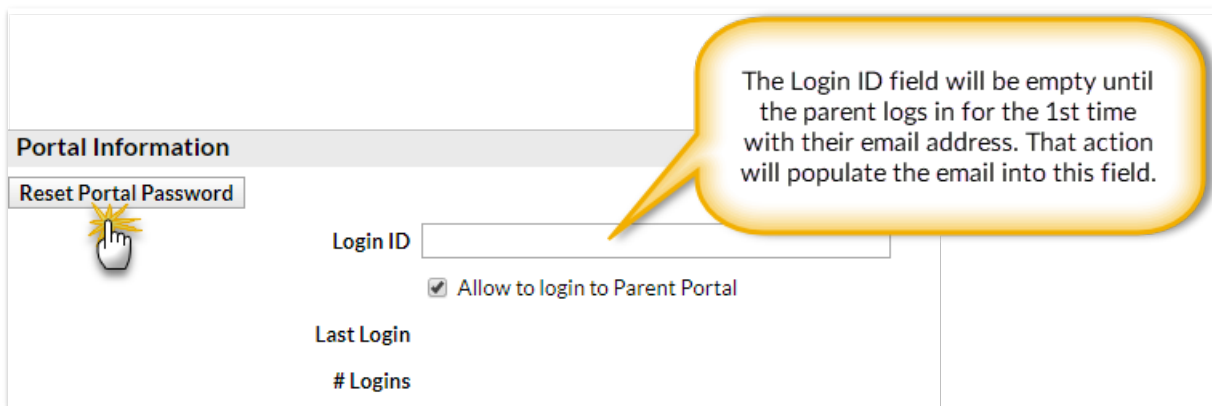
Encourage them to change their password to something meaningful to them as soon as they log into the Parent Portal for the first time.

A password reset can also be done in the Parent Portal from *Billing & Payments* (or the side menu) > *Account > Settings > Reset Password*.



## Reset Portal Password in the Contact Record

You can also use the **Reset Portal Password** button on a parent's *Contact* record to have an auto-generated temporary password emailed to them.



The email also has a link to your Parent Portal login page so the parent can quickly navigate there and log in with their temporary password.

Initially, the parent's email address is their Parent Portal Login ID. After they have logged into the Portal once using the email address on their record, the email address will be automatically entered into the *Login ID* field on their *Contact* record (this field will be blank until they login the first time).

Parents have the option to change the Login ID from their email address to something they prefer once they have logged in. While in the Portal, they can change their Login ID (*Billing & Payments > Account > Settings > Change Login ID*) and the change will be added to the Login ID field on their *Contact* record in your database.





We recommend parents leave the Login ID as their email address because your email address is rarely forgotten.

---